


rotary screw air compressor
110kW to 160kW



Avelair

compressed air solutions

Efficiency you can Trust

Intelligent design

- High performance **EVO|TECHNOLOGY** air ends use the latest in smooth rolling technology offering high air output to energy input
- Premium efficiency motors ensure reduced electrical running costs and longer service life
- Superior cooling fans fitted with EC Variable motors ensuring lower energy consumption with efficient cooling
- User friendly electronic control system offers easy compatibility with a compressor management controller for complete system control where multiple compressors are installed
- Ease of maintenance offers reduced service costs
- Compact and low noise operation
- Solid metal or metal overbraided pipes ensuring no expensive hose replacements or leaks
- Pre intake filter panel ensures clean internal environment

✓ Optimum efficiency

Using the latest in built **EVO|TECHNOLOGY** and high efficiency motors ensure optimum air output to energy input, reducing electrical running cost and lowering your carbon footprint

Inverter driven VSD offer potential further efficiency savings

✓ 8 year warranty

Our confidence in our compressors is reflected in our 8 year airend and 5 year major parts warranty

✓ Made in Britain



Best of all, we design and manufacture the compressors here in the UK, which means quality workmanship and total technical backup

rotary screw air compressor

110kW to 160kW



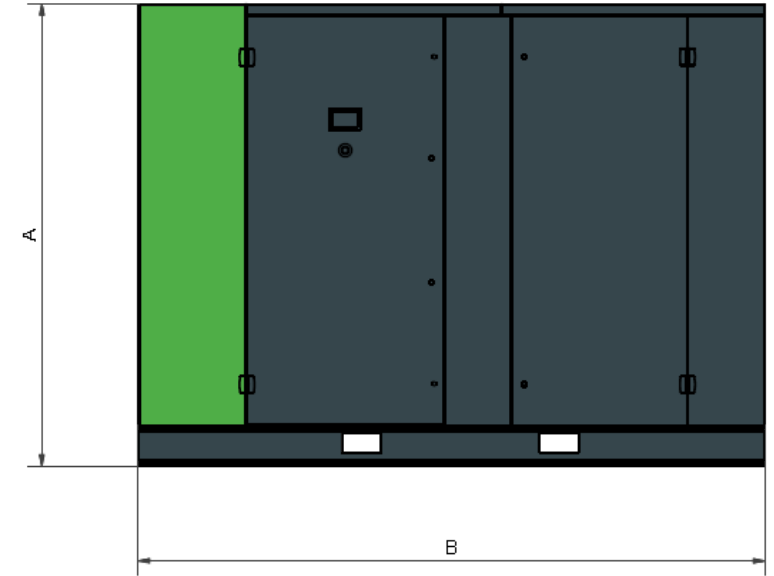
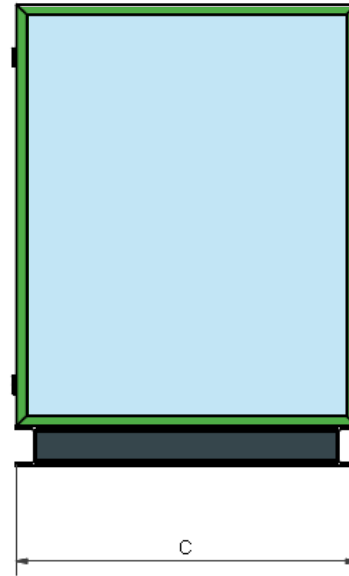
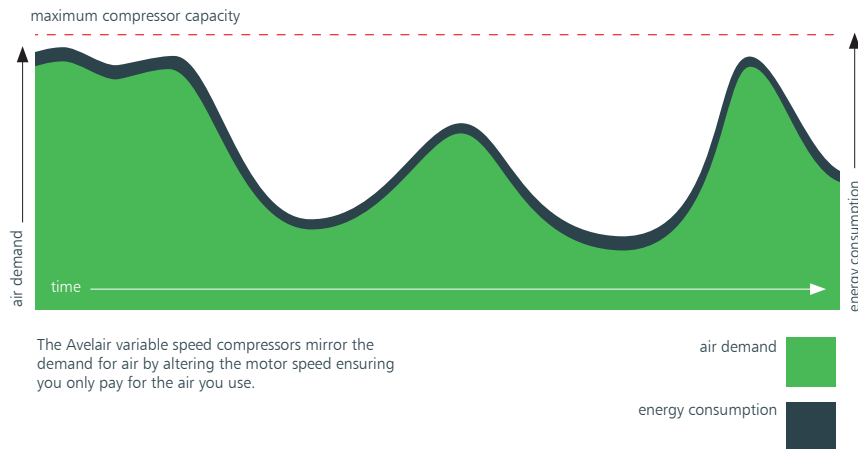
8 YEAR **PERFORMANCE⁺**
PEACE OF MIND WARRANTY



VSD range

Our variable speed compressors incorporate a high efficiency inverter drive. This offers soft starting which reduces start up current peaks and accurately maintains system pressure by 0.2 bar. The inverter smoothly alters the motor speed in response to air demand. In the correct applications, this offers minimal "off load" running and hence reduced electrical running costs year on year. In many cases this can reduce energy costs by over 35% with paybacks from around 12 – 18 months.

- Perfect for applications where there is a variable compressed air demand
- Soft start ensures reduced wear on the drive train and reduced start up running costs
- Highly efficient solution reducing electrical running costs year on year and reducing your carbon footprint



| Model | A Height** (mm) | B Length** (mm) | C Width** (mm) | Weight (kg) | Outlet connection size |
|---------|-----------------|-----------------|----------------|-------------|------------------------|
| VSD 110 | 2,100 | 2,850 | 1,550 | 3,300 | 2" BSPP male |
| VSD 132 | 2,100 | 2,850 | 1,550 | 3,400 | 2" BSPP male |
| VSD 160 | 2,200 | 3,050 | 1,550 | 3,500 | 3" BSPP male |

rotary screw air compressor

110kW to 160kW



8 YEAR PERFORMANCE⁺
PEACE OF MIND WARRANTY

98470 9/24

| Model | Motor | Type (speed) | Capacity 7 bar ⁺ | Capacity 10 bar ⁺ | Capacity 13 bar ⁺ | Capacity 15 bar ⁺ | External isolator current rating (Ie) | SWA incoming cable size 30°C | Circuit breaker rating (Amps) | Circuit breaker setting (Amps) | Circuit breaker type | Fuse rating | Fuse class | Fuse type | Starter | Cooling air required |
|----------------|--------|--------------|----------------------------------|----------------------------------|----------------------------------|------------------------------|---------------------------------------|------------------------------|-------------------------------|--------------------------------|----------------------|-------------|------------|-----------|----------------|---------------------------|
| VSD 110 | 110 kW | Variable | 675cfm 1147m ³ /hr | 607cfm 1032m ³ /hr | 521cfm 886m ³ /hr | - | 315A | 95mm | 250 - 315A | 275A | MCCB [*] | 300A | gG | HRC | Inverter start | 21,000 m ³ /hr |
| VSD 132 | 132 kW | Variable | 794cfm 1350m ³ /hr | 718cfm 1221m ³ /hr | 622cfm 1057m ³ /hr | - | 315A | 120mm | 250 - 315A | 302A | MCCB [*] | 315A | gG | HRC | Inverter start | 26,000 m ³ /hr |
| VSD 160 | 160 kW | Variable | 909cfm 1545m ³ /hr | 785cfm 1334m ³ /hr | 683cfm 1161m ³ /hr | - | 400A | 120mm | 250 - 630A | 328A | MCCB [*] | 355A | gG | HRC | Inverter start | 29,000 m ³ /hr |

Notes:

All values given are for guidance only.

The individual site electrical characteristics MUST be measured and assessed by a qualified electrician in regards to suitable electrical equipment specification, installation and connection.

Local machine isolator to be supplied by others.

The cable size guidance has been provided with the following assumptions. Cable type, Multicore armoured 90°C thermosetting insulated cables (SWA, Table 4E4 of BS7671), installed using Reference Method E, in a maximum ambient air

temperature of 30°C, with cable length being less than 20m.

If the proposed installation is outside the above specification, then the installation electrician MUST re-assess the suitability of the cable in line with the requirements of BS7671 IET Wiring Regulations.

Dimensions and weight vary depending on special requirements.

Appendix:

* Device type, general purpose for line protection. Combined thermal / magnetic device.

** Measurements do not include such items as emergency stop button, anti vibration feet etc.

*** Compressor is designed for continuous use from 1°C (Integra from 3°C) up to 35°C and with intermittent temperature increase to 40°C. 40°C constant use will require additional design features - please contact Avelair to discuss.

+ The capacity of the compressor is quoted to ISO1217 and based upon the point of maximum motor demand. evo fixed speed compressor – at the maximum machine pressure (off load setting). VSD compressor – at the speed and pressure just prior to the unit slowing, (generally 1 bar below the maximum operating pressure).

The Avelair range of rotary screw air compressors are built in compliance with UKCA / CE Machinery Directive requirements. Specification subject to change without notice.

Noise level at 1 metre: 74-78 dB(A) +/- 5%, subject to installation