

rotary screw air compressor
11kW to 15kW



Avelair

compressed air solutions

Efficiency you can Trust

Intelligent design

- Modular design to suit your requirements – base mounted, receiver mounted or full plug and play with receiver, refrigerant dryer and filtration
- High performance **NK EVO|TECHNOLOGY** encapsulated air ends use the latest in smooth rolling technology offering high air output to energy input
- Premium efficiency motors ensure reduced electrical running costs and longer service life
- User friendly electronic control system offers easy compatibility with a compressor management controller for complete system control where multiple compressors are installed
- Ease of maintenance offers reduced service costs
- Compact and low noise operation
- Solid metal or metal overbraided pipes ensuring no expensive hose replacements or leaks
- Pre intake filter panel ensures clean internal environment

✓ Optimum efficiency

Using the latest in built **NK EVO|TECHNOLOGY** and high efficiency motors ensure optimum air output to energy input, reducing electrical running cost and lowering your carbon footprint

Inverter driven VSD and **Energy-Saver** valve options offer potential further efficiency savings

✓ 8 year warranty



Our confidence in our compressors is reflected in our 8 year airend and 5 year major parts warranty

✓ Made in Britain

Best of all, we design and manufacture the compressors here in the UK, which means quality workmanship and total technical backup

rotary screw air compressor

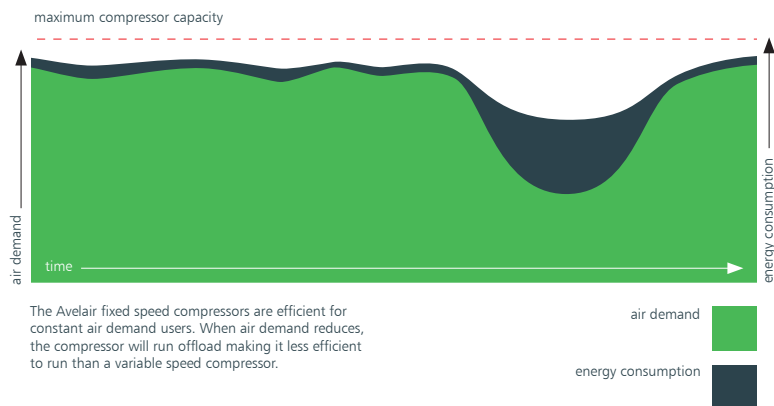
11kW to 15kW



eVO range

A fixed speed compressor will run "on load" (compressing air at full motor power) or "off load" (not compressing air at a reduced motor power). The high efficiency motor and evo airend offers high air output to energy input for a fixed speed rotary screw air compressor.

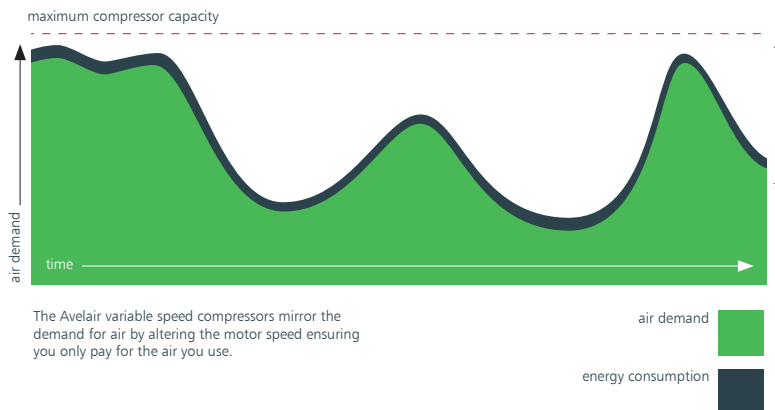
- Perfect for applications where compressed air demand is fairly constant
- Use as a base load compressor to work alongside a variable speed compressor
- Cost effective solution



VSD range

Our variable speed compressors incorporate a high efficiency inverter drive. This offers soft starting which reduces start up current peaks and accurately maintains system pressure by 0.2 bar. The inverter smoothly alters the motor speed in response to air demand. In the correct applications, this offers minimal "off load" running and hence reduced electrical running costs year on year. In many cases this can reduce energy costs by over 35% with paybacks from around 12 – 18 months.

- Perfect for applications where there is a variable compressed air demand
- Soft start ensures reduced wear on the drive train and reduced start up running costs
- Highly efficient solution reducing electrical running costs year on year and reducing your carbon footprint



Consider installing an Avelair Energy-Saver Valve on your receiver

The Energy-Saver valve is an automatic valve which opens and closes on a programmed timer offering digital automation to your compressed air system.

A cost effective solution.

- ✓ Ensures the system does not run and maintains pressure in the air receiver when production is not required.
- ✓ Reduces electrical running cost and carbon footprint
- ✓ Reduces wear and tear
- ✓ Reduces servicing intervals and associated costs



rotary screw air compressor

11kW to 15kW



8 YEAR PERFORMANCE⁺
PEACE OF MIND WARRANTY

Avelair's intelligent design offers 3 options for the fixed speed (evo) or variable speed (VSD) compressors:

Option 1: EVO / VSD

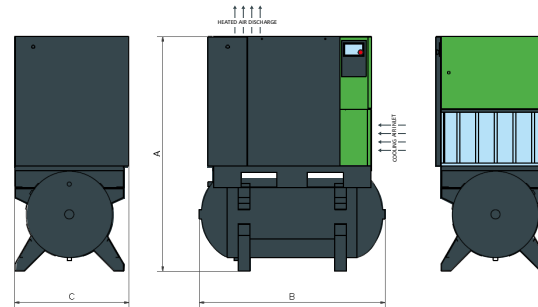
base mounted air compressor



Model	A Height** (mm)	B Length** (mm)	C Width** (mm)	Weight (kg)	Outlet connection size
evo 11	1,050	1,135	795	380	1/2" BSPP male
VSD 11	1,050	1,135	795	400	1/2" BSPP male
evo 15	1,050	1,135	795	400	1/2" BSPP male
VSD 15	1,050	1,135	795	420	1/2" BSPP male

Option 2: EVO-r / VSD-r

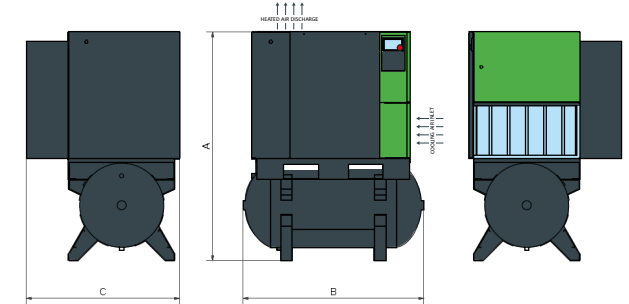
300L receiver mounted air compressor



Model	A Height** (mm)	B Length** (mm)	C Width** (mm)	Weight (kg)	Outlet connection size
evo-r 11	1,630	1,290	795	460	1/2" BSPT female
VSD-r 11	1,630	1,290	795	480	1/2" BSPT female
evo-r 15	1,630	1,290	795	480	1/2" BSPT female
VSD-r 15	1,630	1,290	795	500	1/2" BSPT female

Option 3: EVO Integra / VSD Integra

300L receiver mounted with built on condensate drain, refrigerant dryer and filtration offering oil free (residual oil content of 0.03mg/m³) and dry (3-5°C dewpoint based on 20°C ambient temp)



Model	A Height** (mm)	B Length** (mm)	C Width** (mm)	Weight (kg)	Outlet connection size
evo 11 integra	1,630	1,290	1,100	530	1/2" BSPT female
VSD 11 integra	1,630	1,290	1,100	550	1/2" BSPT female
evo 15 integra	1,630	1,290	1,100	550	1/2" BSPT female
VSD 15 integra	1,630	1,290	1,100	570	1/2" BSPT female

rotary screw air compressor

11kW to 15kW



8 YEAR PERFORMANCE⁺
PEACE OF MIND WARRANTY

96470 06/24

Model	Motor	Type (speed)	Capacity 8 bar ⁺	Capacity 10 bar ⁺	Capacity 13 bar ⁺	Capacity 15 bar ⁺	External isolator current rating (Ie)	SWA incoming cable size 30°C	Circuit breaker rating (Amps)	Circuit breaker setting (Amps)	Circuit breaker type	Fuse rating	Fuse class	Fuse type	Starter	Cooling air required
EVO 11 includes -r and integra	11 kW	Fixed	58cfm 99m ³ /hr	51cfm 87m ³ /hr	43cfm 73m ³ /hr	40cfm 68m ³ /hr	32A	4mm	32A	32A	D-Type	32A	aM	HRC	Star Delta	3,000 m ³ /hr
VSD 11 includes -r and integra	11 kW	Variable	57cfm 97m ³ /hr	55cfm 93m ³ /hr	46cfm 78m ³ /hr	42cfm 71m ³ /hr	63A	4mm	50A	40A	MCCB*	50A	gG	HRC	Inverter start	3,000 m ³ /hr
EVO 15 includes -r and integra	15 kW	Fixed	74cfm 126m ³ /hr	69cfm 117m ³ /hr	61cfm 104m ³ /hr	54cfm 92m ³ /hr	63A	6mm	40A	40A	D-Type	40A	aM	HRC	Star Delta	3,000 m ³ /hr
VSD 15 includes -r and integra	15 kW	Variable	73cfm 124m ³ /hr	67cfm 114m ³ /hr	63cfm 107m ³ /hr	57cfm 97m ³ /hr	63A	6mm	50A	45A	MCCB*	50A	gG	HRC	Inverter start	3,000 m ³ /hr

Notes:

All values given are for guidance only.

The individual site electrical characteristics MUST be measured and assessed by a qualified electrician in regards to suitable electrical equipment specification, installation and connection.

The cable size guidance has been provided with the following assumptions. Cable type, Multicore armoured 90°C thermosetting insulated cables (SWA, Table 4E4 of BS7671), installed using Reference Method E, in a maximum ambient air

temperature of 30°C, with cable length being less than 20m.

If the proposed installation is outside the above specification, then the installation electrician MUST re-assess the suitability of the cable in line with the requirements of BS7671 IET Wiring Regulations.

If the compressor has an autodrain or dryer built on, then in addition, a neutral supply will be required. Dimensions and weight vary depending on special requirements.

Appendix:

- * Device type, general purpose for line protection. Combined thermal / magnetic device.
- ** Measurements do not include such items as emergency stop button, anti vibration feet etc.
- *** Compressor is designed for continuous use from 1°C (Integra from 3°C) up to 35°C and with intermittent temperature increase to 40°C. 40°C constant use will require additional design features - please contact Avelair to discuss.
- + The capacity of the compressor is quoted to ISO1217 and based upon the point of maximum motor demand. evo fixed speed compressor – at the maximum machine pressure (off load setting). VSD compressor – at the speed and pressure just prior to the unit slowing, (generally 1 bar below the maximum operating pressure).

The Avelair range of rotary screw air compressors are built in compliance with UKCA / CE Machinery Directive requirements. Local machine isolator to be supplied by others. Specification subject to change without notice.

Noise level at 1 metre: 78-80 dB(A) +/- 5%, subject to installation