

rotary screw air compressor
55kW to 90kW



Avelair

compressed air solutions

Efficiency you can Trust

Intelligent design

- Modular design to suit your requirements – base mounted, receiver mounted or full plug and play with receiver, refrigerant dryer and filtration
- High performance **EVO|TECHNOLOGY** air ends use the latest in smooth rolling technology offering high air output to energy input
- Superior cooling fans fitted with EC Variable motors ensuring lower energy consumption with efficient cooling
- Premium efficiency motors ensure reduced electrical running costs and longer service life
- User friendly electronic control system offers easy compatibility with a compressor management controller for complete system control where multiple compressors are installed
- Ease of maintenance offers reduced service costs
- Compact and low noise operation
- Solid metal or metal overbraided pipes ensuring no expensive hose replacements or leaks
- Pre intake filter panel ensures clean internal environment

✓ Optimum efficiency

Using the latest in built **EVO|TECHNOLOGY** and high efficiency motors ensure optimum air output to energy input, reducing electrical running cost and lowering your carbon footprint

Inverter driven VSD and **Energy-Saver** valve options offer potential further efficiency savings

✓ 8 year warranty

Our confidence in our compressors is reflected in our 8 year airend and 5 year major parts warranty

✓ Made in Britain

Best of all, we design and manufacture the compressors here in the UK, which means quality workmanship and total technical backup

Fred Castle Way • Rougham Industrial Estate • Bury St Edmunds
Suffolk • IP30 9ND • United Kingdom



www.avelair.co.uk

**MADE IN
BRITAIN**

8 YEAR PERFORMANCE⁺
PEACE OF MIND WARRANTY

rotary screw air compressor

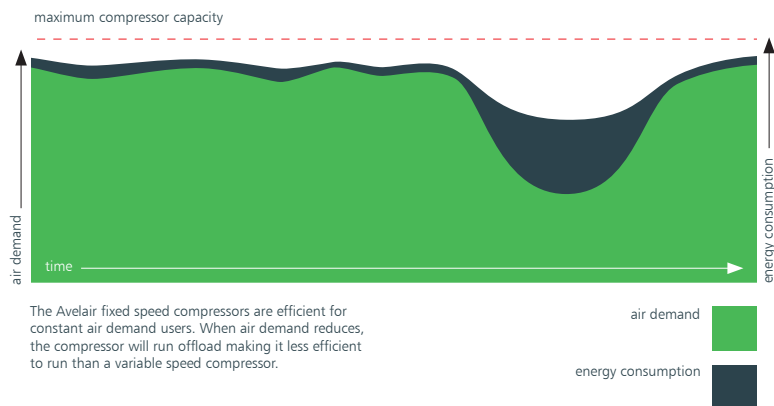
55kW to 90kW



eVO range

A fixed speed compressor will run "on load" (compressing air at full motor power) or "off load" (not compressing air at a reduced motor power). The high efficiency motor and evo airend offers high air output to energy input for a fixed speed rotary screw air compressor.

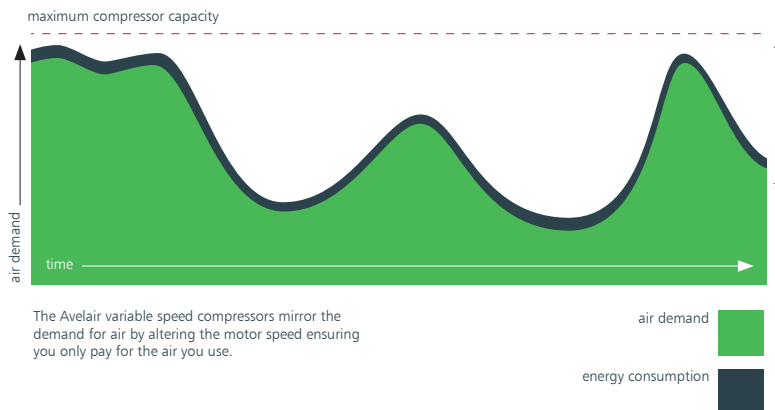
- Perfect for applications where compressed air demand is fairly constant
- Use as a base load compressor to work alongside a variable speed compressor
- Cost effective solution



VSD range

Our variable speed compressors incorporate a high efficiency inverter drive. This offers soft starting which reduces start up current peaks and accurately maintains system pressure by 0.2 bar. The inverter smoothly alters the motor speed in response to air demand. In the correct applications, this offers minimal "off load" running and hence reduced electrical running costs year on year. In many cases this can reduce energy costs by over 35% with paybacks from around 12 – 18 months.

- Perfect for applications where there is a variable compressed air demand
- Soft start ensures reduced wear on the drive train and reduced start up running costs
- Highly efficient solution reducing electrical running costs year on year and reducing your carbon footprint



Consider installing an Avelair Energy-Saver Valve on your receiver

The Energy-Saver valve is an automatic valve which opens and closes on a programmed timer offering digital automation to your compressed air system.

A cost effective solution.

- ✓ Ensures the system does not run and maintains pressure in the air receiver when production is not required.
- ✓ Reduces electrical running cost and carbon footprint
- ✓ Reduces wear and tear
- ✓ Reduces servicing intervals and associated costs

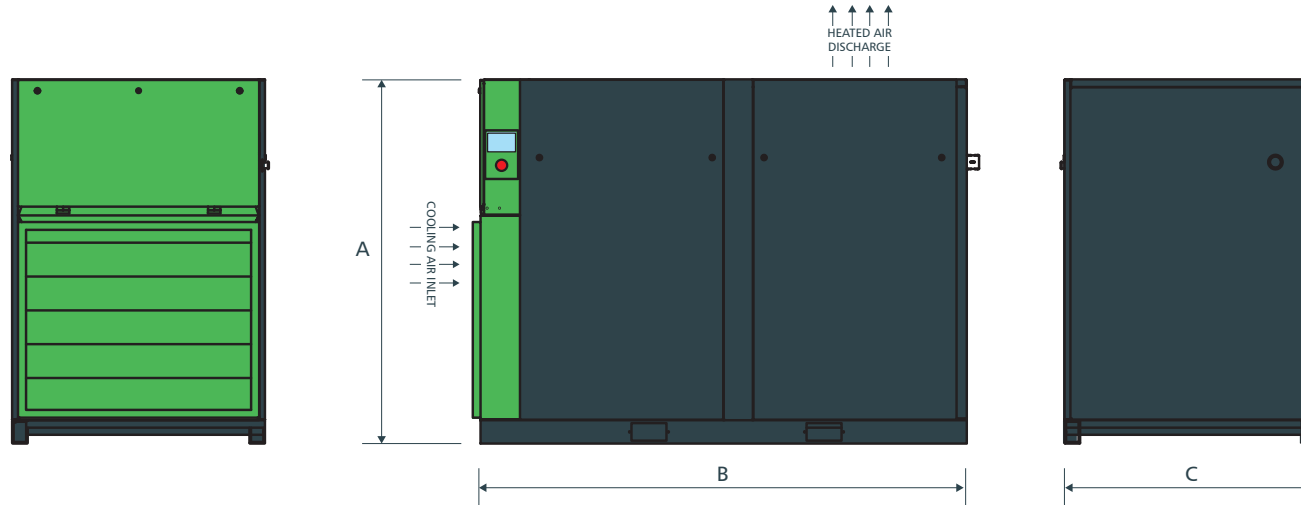


rotary screw air compressor

55kW to 90kW

**MADE IN
BRITAIN**

8 YEAR PERFORMANCE⁺
PEACE OF MIND WARRANTY



Model	A Height** (mm)	B Length** (mm)	C Width** (mm)	Weight (kg)	Outlet connection size
evo 55x	1,873	2,500	1,300	2,630	2" BSPP male
VSD 55	1,720	1,950	1,125	2,730	2" BSPP male
evo 75	1,873	2,500	1,300	2,650	2" BSPP male
VSD 75	1,873	2,540	1,300	2,750	2" BSPP male
evo 90	1,873	2,500	1,300	2,700	2" BSPP male
VSD 90	1,873	2,540	1,300	2,800	2" BSPP male

rotary screw air compressor

55kW to 90kW



8 YEAR PERFORMANCE⁺
PEACE OF MIND WARRANTY

98470_9/24

Model	Motor	Type (speed)	Capacity 8 bar ⁺	Capacity 10 bar ⁺	Capacity 13 bar ⁺	Capacity 15 bar ⁺	External isolator current rating (Ie)	SWA incoming cable size 30°C	Circuit breaker rating (Amps)	Circuit breaker setting (Amps)	Circuit breaker type	Fuse rating	Fuse class	Fuse type	Starter	Cooling air required
evo 55x	55 kW	Fixed	390cfm xm ³ /hr	341cfm xm ³ /hr	-	-	125A	35mm	160A	125A	MCCB [*]	125A	aM	HRC	Star Delta	9,840 m ³ /hr
VSD 55	55 kW	Variable	318cfm xm ³ /hr	280cfm xm ³ /hr	-	-	200A	50mm	160A	150A	MCCB [*]	160A	gG	HRC	Inverter start	7,800 m ³ /hr
evo 75	75 kW	Fixed	466cfm xm ³ /hr	423cfm xm ³ /hr	358cfm xm ³ /hr	317cfm 539m ³ /hr	200A	50mm	200A	160A	MCCB [*]	160A	aM	HRC	Star Delta	13,500 m ³ /hr
VSD 75	75 kW	Variable	520cfm xm ³ /hr	459cfm xm ³ /hr	383cfm xm ³ /hr	-	315A	70mm	250A	250A	MCCB [*]	250A	gG	HRC	Inverter start	13,500 m ³ /hr
evo 90	90 kW	Fixed	581cfm xm ³ /hr	518cfm xm ³ /hr	424cfm xm ³ /hr	385cfm 654m ³ /hr	315A	70mm	250A	200A	MCCB [*]	200A	aM	HRC	Star Delta	16,500 m ³ /hr
VSD 90	90 kW	Variable	611cfm xm ³ /hr	547cfm xm ³ /hr	453cfm xm ³ /hr	-	315A	70mm	250A	250A	MCCB [*]	250A	gG	HRC	Inverter start	16,500 m ³ /hr

Notes:

All values given are for guidance only.

The individual site electrical characteristics MUST be measured and assessed by a qualified electrician in regards to suitable electrical equipment specification, installation and connection.

Local machine isolator to be supplied by others.

The cable size guidance has been provided with the following assumptions. Cable type, Multicore armoured 90°C thermosetting insulated cables (SWA, Table 4E4 of BS7671), installed using Reference Method E, in a maximum ambient air

temperature of 30°C, with cable length being less than 20m.

If the proposed installation is outside the above specification, then the installation electrician MUST re-assess the suitability of the cable in line with the requirements of BS7671 IET Wiring Regulations.

Dimensions and weight vary depending on special requirements.

Appendix:

- * Device type, general purpose for line protection. Combined thermal / magnetic device.
- ** Measurements do not include such items as emergency stop button, anti vibration feet etc.
- *** Compressor is designed for continuous use from 1°C (Integra from 3°C) up to 35°C and with intermittent temperature increase to 40°C. 40°C constant use will require additional design features - please contact Avelair to discuss.
- + The capacity of the compressor is quoted to ISO1217 and based upon the point of maximum motor demand. evo fixed speed compressor – at the maximum machine pressure (off load setting). VSD compressor – at the speed and pressure just prior to the unit slowing, (generally 1 bar below the maximum operating pressure).

The Avelair range of rotary screw air compressors are built in compliance with UKCA / CE Machinery Directive requirements. Specification subject to change without notice.

Noise level at 1 metre: 78-81 dB(A) +/- 5%, subject to installation